



UNIT 2 | SESSION 4

PEOPLE REBEL AGAINST GOD

GENESIS 10–11

CHRIST CONNECTION:

People tried to make themselves famous instead of God. God mixed up their language so the people spread out over the earth. One day, Jesus will bring His people back together. People from every group and language will worship Him together.

BIG PICTURE QUESTION:

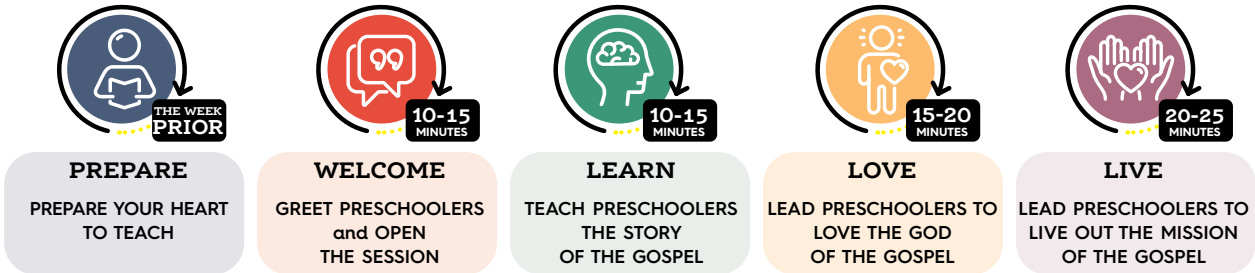
What does it mean to sin? To sin is to go against God and His commands.

KEY PASSAGE:

Romans 3:23



YOUR HEART TO TEACH



LEADER Bible Study

We love to measure the health, success, or sustainability of pretty much anything and everything. We measure our kids by their grades in school. We measure teams by their wins and losses. We measure people by their influence and following on social media. In a world obsessed with measuring “success,” we ought to be assessing in our own lives something we cannot see: our motivation.

We can define motivation simply as the reason we do something. Motivation is the driving force behind the decisions we make. There is a reason for everything that we do—both big and small—but what that motivation is might not be obvious to those around us.

In Genesis 11, Noah’s family had grown and began to rebuild the earth’s population. At some point along the way, they decided to ignore God’s command to spread out and subdue the earth for God’s glory. Instead, the people decided to build a tower to show their greatness. Their motivation was both obvious and arrogant.

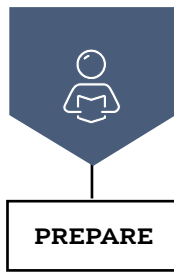
Read Psalm 127:1-2. These verses provide a blatant reminder that God is the only true builder. His glory is our only proper motivation. Additionally, this psalm gives us a promise that those who love God will be able to rest from being driven by selfish motivation.

Doesn’t it sound pretty attractive to be able to rest from selfish motivation that plagues so much of our thinking and behavior? In God’s economy, He’s less worried with the outcome of our decisions and more concerned with the reason for our decisions. That’s not to say that it doesn’t matter what we do. Rather, if our motivation is right—if our hearts are right—our actions will follow. And not only will our motivation and behavior honor God, but much of the anxiety of life will fade away too.

When was the last time you measured your motivation? Is the driving force behind what you do making a name for yourself, your kids, or even your church? Or is the primary desire driving your life boasting in the name of Christ? Read Psalm 127:1 again. May we be driven by God’s glory and not our own.

PLACES TO KNOW

Babel: Name given to the city that the disobedient descendants of Noah built so they would not be scattered over all the earth. Referred to as Babylon in some Bible translations.



YOUR HEART TO TEACH

GATHER Supplies

Keep these items on hand for each session: Allergy Alert, Bibles, construction paper, copy paper, washable markers, crayons, scissors (adult use), blunt-tipped scissors, glue sticks, glue, blocks, baby dolls, play dough, world map or globe, snack food, paper cups, and napkins.



WELCOME

Welcome

- “All Have Sinned (Romans 3:23)” song

Activity Page

- “Tower Maze” activity page, 1 per child

Experiment with magnets

- variety of magnets
- magnetic items
- non-magnetic items

Transition

- countdown video (optional)



LEARN

Learn about the Bible

- bookmark
- Giant Timeline or Small Group Timeline

Tell the Bible story

- Bible Story Picture Poster
- “People Rebel Against God” video (optional)

Practice the key passage

- Key Passage Marker
- Key Passage Poster
- “All Have Sinned (Romans 3:23)” song
- index cards

Learn the Big Picture

Question

- Big Picture Question Poster

Missions moment

- “The Journey Continues” missions video



LOVE

Snack and talk

- hand sanitizer (optional)
- Bible Story Picture Poster
- Big Picture Question Poster

Build a tower of praise

- sturdy plastic cups
- permanent marker (adult use)



LIVE

Build and knock down a key passage tower

- Key Passage Poster
- boxes
- newspaper
- tape

Sort building materials

- nuts
- bolts
- washers
- containers
- bolt board (optional)



WELCOME Preschoolers

Post an allergy alert, if needed. Set out supplies to engage preschoolers as they arrive. Play music as you welcome preschoolers. Greet children by name at eye-level. Follow your church's security procedures.

1 ACTIVITY PAGE

Lead preschoolers to complete "Tower Maze" on the activity page.

SAY “ You got the people to the top of the tower. In today’s Bible story, God’s people worked together to build a tower. Working together to build a tower sounds like a good thing, but in our Bible story it was not. God cares more about what is going on in our hearts than our actions. Listen to the story to find out what was happening in the people’s hearts as they built. ”

2 SESSION STARTER

Use one or both of the following options to engage curiosity about today’s Bible story.

BUILD A TOWER



Invite preschoolers to form groups of two or three. Give each group an equal number of blocks. Encourage each group to build the tallest tower they can in two minutes. Congratulate the team with the tallest tower when time is up. Change teams and play again.

SAY “ You all built some great towers! In today’s Bible story, the people worked together to build a tower, but God was not happy about what they were doing. Listen to the Bible story to find out why and what God did to stop them. ”

EXPERIMENT WITH MAGNETS

Set out a variety of magnets along with a variety of magnetic and non-magnetic items. Invite preschoolers to experiment with the magnets. They may want to sort items based on magnetic or not magnetic. Be sure to show preschoolers how magnets repel one another.

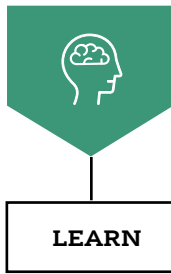
SAY “ Did you notice how some of the magnets repelled each other and would not touch? They went against each other. We have been learning that **to sin is to go against God and His commands**. When we sin, it is almost as if we are repelling ourselves from God. The Bible calls that rebellion. Today’s Bible story is about how people rebel against God. ”

3 TRANSITION TO LEARN

Gain preschoolers attention by showing the countdown video, turning the lights off and on, or clapping a simple rhythm for children to copy. Invite preschoolers to march while saying, “God is Great! Give Him the Glory!” as they transition to Learn.

Transition from **WELCOME** to **LEARN**





THE STORY OF THE GOSPEL

LEARN the Bible Story

1 INTRODUCE THE BIBLE STORY

Explain to preschoolers that we say someone is famous if many people know who they are or they have done something that many people think is great. Ask preschoolers to name someone they would say is famous.

SAY “ You named some people who are famous. God made people to show His fame, or how great He is, not how great they are. In today’s Bible story, the people tried to make themselves famous instead of making God famous. They wanted everyone to think they were great. Listen to the story to find out what the people decided to do to try to make themselves famous. ”

2 LEARN ABOUT THE BIBLE

Place a bookmark at Genesis 11 in your Bible. Invite a preschooler to open it. Reverently display the open Bible.

SAY “ This is a Bible. The Bible is an awesome book filled with amazing, true stories that help us learn who God is and what He is like. The Bible helps us know what it looks like to live as people who love and follow Jesus. The Bible is the most important book you will ever read. ”

Point to the Bible story picture on the giant timeline or small group timeline. Remind children that all the stories in the Bible fit together to tell an even bigger story. The Bible tells us the big story of how God rescues sinners through His Son, Jesus.

3 TELL THE BIBLE STORY

Tell the following Bible story using the provided storytelling tips or show the video. Use the bold version of the Bible story for younger preschoolers.

PEOPLE REBEL AGAINST GOD

“ **God told Noah’s family to spread out and fill the whole earth. Noah’s family grew. The people moved to a valley and decided to stay there.** *They did not spread out and fill the whole earth; they did not obey God.*

They said, “We are great! Let’s build a city. Let’s make a tower so tall that the top of the tower reaches to the sky. Then everyone will know how great we are!”

God created people to give Him glory, but the people did not want to give God glory. They wanted glory for themselves. Instead of saying, “Look how great God is,” they said, “Look how great we are!”

But no one is greater than God. *While the people made bricks and started building, God came down to look at the tower. He was not happy about what they were doing. God said, “If they are doing this, they will keep thinking of more wrong things to do.”*

So God mixed up their words. When the people tried to make plans, they did



THE STORY OF THE GOSPEL

not understand one another. If one worker said, “Hand me another brick,” nobody else knew what he wanted.

The people had to stop building the city. People had to move away to live with people they could understand. God made it so the people did just what He had told them to do after the flood. They spread out all over the earth. The city with the unfinished tower was called Babel. ”

4 CHRIST CONNECTION

SAY “ People tried to make themselves famous instead of God. God mixed up their language so the people spread out over the earth. One day, Jesus will bring His people back together. People from every group and language will worship Him together. ”

5 REVIEW THE BIBLE STORY

SAY “ Sin continued to spread with Noah’s family. They disobeyed and did not spread out like God told them to. Then they tried to make themselves great instead of God by building a tower. God knew it was not good for them to continue in their sin. He mixed up the people’s words so they would have to spread out and fill the earth like He said. When we try to make ourselves look greater than God, God steps in and reminds us He is greatest of all. God sent Jesus to save people from sin and bring them back together. One day, people from all over the world will worship Jesus together. Jesus deserves all the glory. ”

6 PRACTICE THE KEY PASSAGE

Place the key passage marker at Romans 3:23. Invite a child to open your Bible to the key passage. Read the key passage aloud. Write each word of the key passage on individual index cards. Mix up the cards. Invite preschoolers to work together using the key passage poster or marker to put the verse in order.

SAY “ Our key passage reminds us that all people sin and go against what God commands us to do. God created us to give Him glory. God is a great God. No one is greater than Him. He sent His Son, Jesus to rescue us from our sin. One day, Jesus will bring all God’s people together. ”

Sing the key passage song, “Romans 3:23.” You may also choose to sing a worship song of your choice.

STORYTELLING TIPS

Act out building with blocks: Use wooden blocks to build a tower as you tell the Bible story. At the beginning, build the tower quickly and confidently. After you tell how God mixed up the people’s words, build more clumsily and even knock over parts of the tower.

Spread further and further apart: Direct children to sit together in a tight group as you begin telling the story. Stop the story when you tell how God came down, when God saw the people’s sin, when God mixed up their words, and when they moved apart from one another. At each of these moments in the story, prompt children to sit further and further apart from one another.



THE STORY OF THE GOSPEL

7 LEARN THE BIG PICTURE QUESTION AND ANSWER

SAY “ Our big picture question asks, **What does it mean to sin? To sin is to go against God and His commands.** How did the people in today’s Bible story go against God and His commands? [Allow responses.] The people did not spread out like God commanded, and they did not give Him glory like God created them to do. God wants us to listen to His Word and obey it. That is how we live the joyful life God wants for us! ”

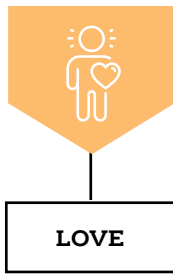
8 MISSIONS MOMENT

Show “The Journey Continues” missions video.

SAY “ Because of sin, people go against God and turn away from Him. God wants to change people’s hearts to turn back to Him. He sent Jesus to earth to save people from sin and change their hearts. Missionaries are still in the Amazon jungle today telling this good news to people who may have never heard the name of Jesus. These missionaries know that each person in the jungle, and in the whole world, is important to God. Let’s pray for the people in jungle tribes that they will trust in Jesus and tell others in their tribes about Him. ”

Transition from **LEARN** to **LOVE**





THE GOD OF THE GOSPEL

LOVE God because of what we learned

1 PRAY

Invite preschoolers to close their eyes and think about God as they talk with Him.

SAY “ God, we are thankful for who You are. There is no one greater than You. We thank You for creating us to give You glory. Help us not to make ourselves famous, but to make You famous. Help us remember to praise and thank You because You are great. Thank You for sending Your Son, Jesus. We know that one day, Jesus will bring all people back together. We look forward to when people from all over the world will worship You together. Amen. ”

2 SNACK AND TALK



Post an allergy alert. Wash hands or use hand sanitizer. Serve a snack. Show the Bible story picture as you ask the following questions. Retell parts of the Bible story as needed.

SAY “ What was your favorite part of today’s Bible story? ”

SAY “ What did you learn about God in today’s Bible story? ”

SAY “ How did God remind the people that He is great? Who should we give glory to? ”

SAY “ **What does it mean to sin? To sin is to go against God and His commands.** ”

3 BUILD A TOWER OF PRAISE

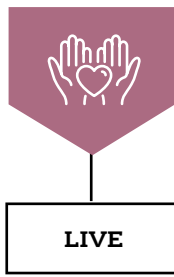
Ask preschoolers to name words or phrases to describe God. Be prepared to offer suggestions. Give each child a sturdy plastic cup. Ask each child to choose one of the words or phrases named to be written on his or her cup. Enlist adult leaders to write each child’s word on his cup with a permanent marker.

Tell preschoolers they will use their cups to build a tower of praise. Help children place their cups, one at a time, to build a tower. Each time a cup is placed say, “God is” and the word on the cup. Then lead the group to say, “God is the greatest!” Cheer together when the tower of praise is complete.

SAY “ God is happy with our praises! God wants us to give Him glory. We were created to give God praise. One day, Jesus will bring all God’s people together. People from every group and language will worship Him together. God is big! God is great! Let’s always remember to give God the glory! ”

Transition from **LOVE** to **LIVE**





THE MISSION OF THE GOSPEL

LIVE for God out of love

- 1 Choose the activities that best fit your group, space, available resources, and time constraints. Set up activities in one of these ways: as a group, all at the same time; in small groups that rotate through each activity; or set up as centers, allowing preschoolers to browse and choose.

SPREAD OUT



Choose one preschooler to close her eyes and count to ten while the rest of the group moves about the room. When the child finishes counting, each child must be outside the reach of anyone else. If any children can touch, ask those children the big picture question. Lead them in saying the answer. Choose another counter and play again.

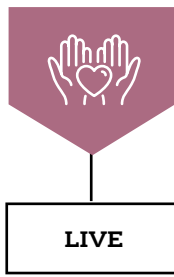
SAY “ You spread out around the room. Do you remember in our Bible story how God told Noah’s family to spread out and fill the whole earth? Did they obey? [Allow responses.] No, they disobeyed God and moved to a valley and stayed there. **What does it mean to sin? To sin is to go against God and His commands.** The people sinned because they went against God’s command to spread out. Then they sinned even more by trying to make themselves famous by building a tower. God mixed up their language so the people spread out over the earth. One day, Jesus will bring His people back together. People from every group and language will worship Him together. ”

BUILD AND KNOCK DOWN A KEY PASSAGE TOWER

Before the session, collect boxes in various sizes to make a tower. Stuff the boxes with crumpled newspaper to make them heavier. Tape the boxes closed and stack them in a tower. Divide the key passage into as many words and/or phrases as you have boxes. Be sure to include the reference. Write each word or phrase on the side of each box so the top box shows the first word of the key passage and the bottom box shows the reference. Take down your tower and mix up the boxes.

Display the key passage poster. Set out the mixed up boxes. Encourage preschoolers to work together to put the key passage boxes in order. Then stack the boxes to make a key passage tower. Allow preschoolers to take turns tossing a beanbag at the tower to knock it down. Be sure children are far away from falling boxes. When the tower falls, rebuild it and say the key passage together.

SAY “ The people built a tower to make themselves famous instead of God. That was sin. Just building a tower is not sinful, but building a tower to make yourself look greater than God is sinful. No one is greater than God! Our key passage reminds us that all people sin and do not give God the glory He deserves. God sent Jesus to be punished for our sin. God forgives our sin when we trust in Jesus. One day, people from every group and language will worship God together. God deserves our praise. ”



THE MISSION OF THE GOSPEL

SORT BUILDING MATERIALS

Set out various nuts, bolts, and washers in different sizes. Make sure the materials are free from grease or debris. Encourage preschoolers to sort the building materials into containers. Consider asking someone in your church who is handy to make a bolt board for your preschoolers to use. Look online for instructions.

SAY “ Builders use nuts, bolts, and washers when they build towers today, but the people in today’s Bible story made bricks to build their tower. The people tried to make themselves famous by building a tower that could reach to the sky. But God created people to make Him famous. God mixed up their language so the people spread out over the earth. One day, Jesus will bring His people back together. People from every group and language will worship Him together. ”

TRAVEL TO THE JUNGLE



Explain that missionaries who serve in jungle regions have three main ways to travel: small airplanes, boats, or hiking. Guide preschoolers to spread out their arms as if flying to signify an airplane, pretend to paddle as if they are in a canoe to signify a boat, and march in place to signify a hike. Tell preschoolers that you will call out one of these ways to travel and they should do the matching action. Say the modes of transportation one by one, varying order and speed.

SAY “ Who is ready to travel to the jungle to tell others about Jesus? Going into a jungle to meet new people may seem scary. But whatever God asks us to do is worth it. He is the greatest of all and deserves all the praise and glory. One day, Jesus will bring all God’s people together. People from every group and language will worship God together—including people who live in the jungle. Let’s be people who say “yes” when God invites us to be on mission with Him. ”

2 TRANSITION

Invite preschoolers to complete the coloring page. Consider leading preschoolers to sing the key passage song or involving them in a simple game to practice the key passage or big picture question. If parents are picking up children at this time, tell them something that their child enjoyed doing or did well during the session. Give parents the completed activity page. Distribute the big picture cards for families. Encourage parents to engage with the family discussion starters and family activities during the week.