

UNIT 2 | SESSION 3

GOD SPARED NOAH

GENESIS 6–10

KEY PASSAGE:

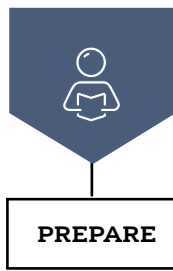
Romans 3:23

BIG PICTURE QUESTION:

What does it mean to sin? To sin is to think, speak, or behave in any way that goes against God and His commands.

CHRIST CONNECTION:

God rescued Noah and his family from the flood. The story of Noah points ahead to a greater rescue. God's Son, Jesus—the only perfectly righteous One—came to take the punishment for our sin. By trusting in Him, we are saved from the punishment our sin deserves.



PRIOR TO TEACHING THE SESSION



LEADER Bible Study

The Bible is full of promises. As early as the first few chapters of Genesis, we begin to see God make, and even fulfill, His promises: promises for punishment and for blessing, for death and for life, for separation and for salvation. In Noah’s journey to build an ark, survive the flood, and begin to repopulate the earth, we find multiple reminders that the Lord is faithful to fulfill His promises.

When God destroyed the entire population of the earth except for Noah and his family, we are reminded that God keeps His promise to preserve a remnant of His people always. When Noah sent a dove to find dry land and it returned with an olive leaf, we are reminded of God’s promise to show His people the way at just the right time. And when God painted His bow in the sky, we are reminded of God’s promise that He will always keep His Word.

In a world filled with fake news and false prophets, we are often skeptical of the stories and promises that we hear and read about. When it comes to the promises and claims of the world, we should be discerning. But when it comes to the promises of God, we should be trusting.

As you survey Genesis 6–10, may it stir a great reminder in your heart and mind that God is always faithful and true. God is no liar,

and He will not turn back from His word. May these chapters of Genesis also give you hope that though everything around you may fail, God’s Word never will.

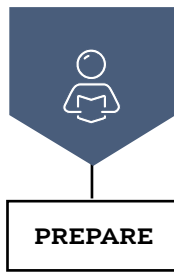
God is a God of great and magnificent promises. And every single one of them we can trust completely. When in doubt of this truth, look to the cross of Christ and His empty grave.

As Paul wrote in 2 Corinthians 1:20, “every one of God’s promises is ‘Yes’ in [Jesus].”

God will fulfill His promises. This week, pray that God would stir in you many reminders of how He keeps His word.

TERMS TO KNOW

Favor: Undeserved blessing given by a powerful being to one who is less powerful. Noah did not earn his salvation, but his life did demonstrate that he possessed saving faith (Heb. 11:7).



PRIOR TO TEACHING THE SESSION

GATHER Supplies

Keep a regular supply of the following items available at all times: Bibles, pens or pencils, markers, crayons, colored pencils, scissors, glue or tape, paper.



WELCOME

Activity Page

- “Something Greater” activity page

Session Starter (Option 1)

- masking tape or painter’s tape

Session Starter (Option 2)

- large transparent tub of water
- various waterproof items (small action figure, construction block toy, craft stick, crayon, egg, toy boat, and so on)
- towel (for cleanup)



LEARN

Introduce the Session

- countdown video

Big Picture Question

- Big Picture Question Poster

Review the Timeline

- Giant Timeline

Tell the Bible Story

- “God Spared Noah” video
- Bible Story Picture Poster

Questions from Kids

- “Unit 2, Session 3” questions from kids video

Missions Moment

- Printable: “Waorani People Photo”

Key Passage Activity

- Key Passage Poster
- “For All Have Sinned (Romans 3:23)” song
- worship song of your choice (optional)



LOVE

Review & Bible Skills

- Small Group Timeline and Map Set
- world map



LIVE

Activity Choice (Option 2)

- absorbent paper towels
- small cups or jars, 2 per group
- water

Journal and Prayer

- Journal Page
- “Flooded Words” activity page



WELCOME Kids

Greet each kid as he or she arrives. Use this time to collect the offering, fill out attendance sheets, build relationships, and help new kids connect to your group.

SAY “Have you ever had a day that started out so rotten you wished you could just climb back in bed and start over? [Allow kids to respond.] Sometimes there isn’t anything we can do to change what is happening, but you can go to sleep at night and have a fresh start the next day. Today, we are going to hear about a time God gave the world a fresh start.”

1 ACTIVITY PAGE (5 minutes)

Invite kids to complete “Something Greater” on the activity page. Kids will use the keypad coordinates to decode each word.

SAY “When you listen to today’s Bible story, see if you notice some of these key words. They help tell an important story about a great flood.”

2 SESSION STARTER (10 minutes)

OPTION 1: ON THE BOAT



Before the session, use masking tape to create a square on the floor just big enough for your group to stand inside.

Explain that the area in front of the square is the main deck, to the right is the upper, to the left is the middle, and to the back is the lower deck. Consider writing the names of the decks on paper and display the signs on the corresponding sides.

When you call the name of a deck, everyone must quickly move to that deck. The goal is to not be the last one on the deck that is called. If you call “all aboard,” everyone must step inside the tape square. Call “all aboard” several times throughout the game. Play as time allows.

SAY “Today’s Bible story is about Noah and the ark. The ark Noah and his sons built was very large, but after months on board with their family and all the animals, do you think they ever felt crowded?”

OPTION 2: WILL IT FLOAT?

Position a large tub of water on a towel. Display a dozen or so objects. Let kids choose one object to test first. Ask kids to give a thumbs-up if they think the object will float and a thumbs-down if they think it will sink.

Put the item in the water. Repeat with remaining items. If you have a toy boat, test it last. Did kids guess correctly? Were any of the results surprising?

SAY “Imagine the type of boat you would need to keep a family and all kinds of animals afloat. Today, we will hear about God’s instructions to a man named Noah. He told Noah to build a large boat—an ark. We’ll hear what happened next.”

Transition from **WELCOME** to **LEARN**





THE STORY OF THE GOSPEL

INTRODUCE the Bible Story

1 INTRODUCE THE SESSION (3 minutes)

Show the countdown video as you transition to introduce the Bible story. Set it to end as the session begins.

SAY “ Hi, there! I’m glad you came today. If you brought your Bible, hold it up. [Provide Bibles for kids who need one.] Can anyone tell me what the Bible is about? [Allow kids to respond.] The Bible is God’s Word. It tells us the wonderful story of God’s plan to rescue sinners.

The Bible tells us what is true about God and about ourselves. Sin entered the world and spread, but how deeply did sin spread? Today’s Bible story will help us understand. ”

2 BIG PICTURE QUESTION (1 minute)

SAY “ Our big picture question is, **What does it mean to sin? To sin is to think, speak, or behave in any way that goes against God and His commands.** I’ll say the question, and then you say the answer: **What does it mean to sin?** [Allow kids to respond.] **To sin is to think, speak, or behave in any way that goes against God and His commands.**

As you hear today’s Bible story, think about how sin affects every person. ”

3 REVIEW THE TIMELINE (1 minute)

Show the giant timeline. Point to individual Bible stories as you review.

SAY “ Everything changed when sin entered the world. After Adam and Eve sinned, God promised to give Eve a descendant who would put an end to the curse of sin. But sin spread, leading to Cain’s rebellion and Abel’s death. What now? Adam and Eve had another son: Seth. Genesis 5 tells us that Seth had sons and daughters. New generations came, but we see God’s judgment against sin as each generation also died.

As the population of the earth grew, people did not get closer to God. Life on earth did not get better. In fact, God saw that human wickedness was widespread, and everyone thought evil thoughts all the time.

That’s where today’s Bible story picks up. Let’s hear why God spared Noah. ”



THE STORY OF THE GOSPEL

LEARN the Bible Story

1 TELL THE BIBLE STORY: VIDEO OR STORYTELLER (10 minutes)

Open your Bible to Genesis 6–10. Use the Bible storytelling tips to help you tell the story, or show the Bible story video “God Spared Noah.” Use the bolded text to retell or review the story.

GOD SPARED NOAH

“ Adam and Eve had many children and grandchildren. Their grandchildren had children and grandchildren, and **people began to fill the earth. God looked at all the people on earth and saw that they were choosing to sin more and more.** Every person’s thoughts were evil, and **God was sad that He made people. God decided to send a flood to destroy all the creatures on the earth.**

But God showed favor to a man named Noah. Noah was a righteous man; he followed God. **God warned Noah about the flood. He told Noah to make an ark to save himself, his family, and all kinds of animals.**

God told Noah exactly how to make the ark, and He said **that He would make an agreement—or covenant—with Noah and his family. Noah did everything God commanded.** When the ark was finished, Noah went inside with his family and the animals, and God shut the door.

The rain started and water rose from the ground. Now the ark floated on top of the water. The water rose higher and higher until all of the mountains were covered. **Everyone inside the ark was safe.**

Finally, after 40 days and 40 nights, **the rain stopped** and the water started to go down. Noah waited inside the ark until the ground was dry. Then **God told Noah to bring all the people and animals out of the ark. So Noah did. Noah built an altar and gave an offering to the Lord. God promised to never completely flood the earth again.**

God told Noah and his family to spread out over the earth and fill it with people. God placed a rainbow in the sky as a special sign of the covenant He made with Noah. Every time Noah and his family saw the rainbow, they would know God remembered the promise He had made with all the living creatures on earth.

Christ Connection: God rescued Noah and his family from the flood. The story of Noah points ahead to a greater rescue. God’s Son, Jesus—the only perfectly righteous One—came to take the punishment for our sin. By trusting in Him, we are saved from the punishment our sin deserves. ”

STORYTELLING TIPS

Role play the story: Wear Bible times clothes and tell the story from the perspective of Noah.

Use sound effects: Play sound effects of rain, water, and animal noises corresponding to the story as you tell it.



THE STORY OF THE GOSPEL

2 REVIEW THE BIBLE STORY

SAY “ The story of Noah is well known, but as you see it is not primarily about animals going on a boat. This is a story about a time God judged the world and showed grace to Noah.

People were constantly choosing to turn away from God. God had created people to be in a close relationship with Him, but sin was ruining everything. How did God feel about sending His judgment on the world? Look at Genesis 6:6. [Choose a volunteer to read aloud Gen. 6:6.] God was deeply grieved. He wasn’t just angry; He was heartbroken.

God loves people, and He loved them too much to allow them to continue in their sin. So He decided to send a flood as judgment for sin, and He graciously chose to rescue Noah. Noah obeyed God by faith and built an ark. After Noah, his family, and the animals were on the ark, what did God do for them? Look at Genesis 7:16. [Choose a volunteer to read aloud Gen. 7:16.] God shut the door. The world was covered with water, but God kept Noah and everyone on the ark safe.

God judges sin and provides salvation to those who trust in Him. We saw God’s judgment of Adam, Eve, the serpent, and creation in Genesis 3. God judged Cain for murdering his brother in Genesis 4. Genesis 5 gives a list of people who lived from Adam and Noah, and each person died as a result of God’s judgment. Genesis 6–9 shows God’s judgment poured out to wipe away people’s wickedness. But all along, we also saw God providing grace.

When Noah finally came off the ark, what was the first thing he did? Look at Genesis 8:20. [Choose a volunteer to read aloud Gen. 8:20.] Noah worshiped God. Noah’s response to being saved from God’s judgment was to worship. God saves us from His judgment when we trust in Jesus. Salvation isn’t something we can earn; it is a gracious gift from God. Our right response is worship. ”

3 CHRIST CONNECTION

SAY “ God rescued Noah and his family from the flood. The story of Noah points ahead to a greater rescue. God’s Son, Jesus—the only perfectly righteous One—came to take the punishment for our sin. By trusting in Him, we are saved from the punishment our sin deserves. ”

(Tip: Use Scripture and the guide provided to explain how to become a Christian. Make sure kids know when and where they can ask questions.)

4 QUESTIONS FROM KIDS (3 minutes)

Show the “Unit 2, Session 3” questions from kids video. Prompt kids to discuss:

1. Why did God choose to save Noah? Was Noah perfect?
2. How do you feel knowing that God saves us even though we have sinned?



THE STORY OF THE GOSPEL

5 MISSIONS MOMENT (3 minutes)

Show the photo of the Waorani people. Remind kids of Jim and Elisabeth Elliot, missionaries who served in the Amazon. Jim and his friends were killed by the people they wanted to reach with the gospel.

SAY “ Missionaries faithfully tell others about God’s judgment against sin and the good news of salvation through Jesus. Elisabeth Elliot chose to stay in the Amazon, even after her husband and four of their friends were killed. She even went back to live among the Waorani people and tell them about Jesus. She met the men who killed Jim.

When the Waorani people realized that the missionaries did not want to hurt them, they were sorry for what they had done. Elisabeth chose to forgive them, and she spent many years teaching them about Jesus. She saw many of the Waorani people choose to follow Jesus. People all over the world dedicated their lives to missions because of the sacrifice of Jim Elliot and his friends. ”

Ask a volunteer to pray for the Waorani people and for any missionaries your church supports.

6 KEY PASSAGE ACTIVITY (5 minutes)

Show the key passage poster. Lead kids in reading aloud Romans 3:23 together. Then cover two words with sticky notes and challenge kids to read the verse aloud, supplying the missing words from memory. Continue covering up two words at a time, allowing kids to say the key passage in its entirety. Allow volunteers to individually recite Romans 3:23 from memory.

SAY “ What does it mean to sin? To sin is to think, speak, or behave in any way that goes against God and His commands. We all have sinned and need a Savior. ”

Lead kids to sing “For All Have Sinned (Romans 3:23).” You may also choose to sing a worship song of your choice.

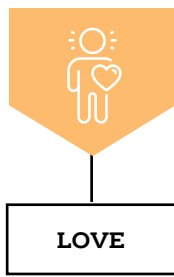
7 PRAY (2 minutes)

Invite kids to pray before transitioning from **LEARN** to **LOVE**.

SAY “ Lord God, thank You for Your Word. In the story of Noah, we see that You are gracious and just. We confess that we have sinned and need a Savior. Thank You for providing salvation through Jesus. Help us follow You in faith. Amen. ”

Transition from **LEARN** to **LOVE**





THE GOD OF THE GOSPEL

LOVE God by Applying the Story

1 REVIEW & BIBLE SKILLS (5 minutes)

Distribute Bibles and display the Old Testament Mediterranean Sea map. Guide kids to open their Bibles to Genesis 8. Explain that Noah was in the ark for about five months until the ark came to rest on the mountains of Ararat (EHR uh rat). Point to the B12 area on the map.

Consider comparing the Old Testament Mediterranean Sea to a modern-day map to help kids understand where these stories took place. (Tip: Locate the areas between modern-day Turkey and Armenia.) Choose a volunteer to read aloud Genesis 8:18-20.

SAY “Imagine being in an ark for 150 days! Noah worshiped God by making a burnt offering—not only because the water had gone down on earth but because God had kept him and his family safe from the flood in which so many other people had died.”

2 GROUP DISCUSSION (10 minutes)

Ask the following questions. Lead the group to discuss.

SAY “Can we earn God’s favor? Why or why not?”

Prompt kids to recall how Noah received God’s favor. Noah was not sinless; he was declared righteous because God chose to show him favor, and Noah responded in faith. Then God declared Noah righteous. God gives us righteousness as a gift when we respond to Jesus in faith.

(Option: Choose a volunteer to read Eph. 2:8-9.)

SAY “Is God a God of judgment or a God of grace? Why do you think that?”

Help kids recognize that God’s judgment does not come without love and grace. God clothed Adam and Eve, and they did not die immediately. God placed a mark of protection on Cain. God showed grace to Noah and his family. We see throughout the Bible that God is both gracious and just.

(Option: Choose a volunteer to read John 5:24.)

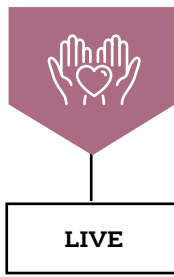
SAY “What has God saved you from? How should you respond?”

Remind kids that Noah was not spared from God’s judgment against sin because of anything he had done but because of God’s grace alone. Noah’s right response was to completely surrender to God. God wants us to totally surrender to Him. He is our loving and all-powerful God. God has saved us from death and separation from Him. In Jesus, we have forgiveness and life with God forever. We are right to respond with obedience and worship, living for Him and His glory.

(Option: Choose a volunteer to read Rom. 12:1.)

Transition from **LOVE** to **LIVE**





THE MISSION OF THE GOSPEL

LIVE the Mission

1 ACTIVITY CHOICE (10 minutes)

OPTION 1: PLANE, BOAT, OR HIKE



Explain that missionaries who serve in jungle regions have three main ways to travel: small airplanes, boats, or hiking. Ask kids to stand up and act out the following commands as you say them: “plane” (spread arms as if to fly), “boat” (paddle as if in a canoe), and “hike” (march in place).

Play a simple game by saying the words in different orders and challenging kids to do the motions. Mix up the order and increase the pace as kids try to keep up.

SAY “ Would you travel into the jungle to tell people about Jesus? It might seem scary to go into a jungle and meet new people, but if God calls you to do something, He will give you everything you need. We can obey God by faith. Missionaries today are seeing many people accept Jesus and choose to be baptized. God might ask you to be a missionary in a jungle, a desert, or a big city. You can be on mission for God wherever you go. ”

OPTION 2: RAINBOW EXPERIMENT

Form groups of two to four kids. Provide each group with a paper towel, washable markers, and two small cups half full of water. Give the following instructions:

1. Fold the paper towel in half lengthwise.
2. Color each end of the paper towel with the colors of the rainbow. Make a thick line for each color.
3. Place the ends of the paper towel in the cups, one end in each cup.
(Tip: Do not fully submerge the colors.)
4. Watch the water make its way up the paper towel, carrying the color to the center.

SAY “ Why did God put a rainbow in the sky after the flood? God placed a rainbow in the sky as a special sign of the covenant He made with Noah—to never flood the earth again. Every time we see a rainbow, we can remember God’s promise. God always keeps His promises. ”

2 JOURNAL AND PRAYER (5 minutes)

Distribute journal pages and pencils. Guide kids to think about and answer the questions listed on the page. As kids journal, invite them to share their ideas.

- What does this story teach me about God or the gospel?
- What does the story teach me about myself?
- Are there any commands in this story to obey? How are they for God’s glory and my good?
- Are there promises in this story to remember? How do they help me trust and love God?
- How does this story help me to live on mission better?

Review the gospel and encourage kids to speak with you or another teacher if they have questions. Then pray, praising God for graciously showing favor to undeserving sinners. Pray that kids would surrender to His lordship, trusting in His salvation through Jesus. As time allows, lead kids to complete “Flooded Words” on the activity page.