

UNIT 2 | SESSION 2

## SIN SPREAD TO PEOPLE

GENESIS 4-5

### CHRIST CONNECTION:

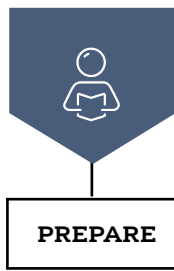
Adam and Eve's sin spread to their family. But God did not forget His promise to send a Rescuer. At just the right time, God would send His Son to save sinners.

### BIG PICTURE QUESTION:

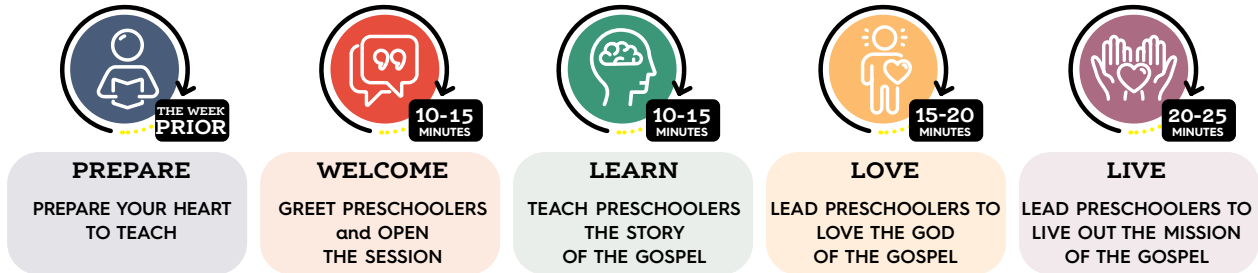
What does it mean to sin? To sin is to go against God and His commands.

### KEY PASSAGE:

Romans 3:23



## YOUR HEART TO TEACH



## LEADER Bible Study

Siblings often fight and compete as children, and even adults. It may be over something as innocent as who gets the last cookie or as serious as who inherits their parents' prized heirloom.

The competition Cain felt toward Abel—the world's first siblings—reminds us that these family tensions can cause great damage to our relationships with one another, with parents, and even with God.

In the story of Cain and Abel, we find a progressing pattern of jealousy, which led to hatred, which led to murder. The result was not one but two lost sons for Adam and Eve.

God's disregard of Cain's offering stirred an intense jealousy and anger within Cain. Cain raged not only because his offering was rejected by God, but also because his brother's offering was accepted by the Lord. Cain's jealousy led him into a pit of misdirected hatred of Abel, ultimately leading him to murder his brother. The consequence of sin—death—that God had warned Adam and Eve about had come to fruition.

Jealousy never produces anything godly in us. And why is that? It's primarily because jealousy is nothing more than proof that we have staked our identity on what we have done or can do, rather than on what God has done for us through Christ.

When you are tempted to compare yourself to others, let that trigger a reminder of who you are in Christ.

Second Corinthians 5:17 tells us that “if anyone is in Christ, he is a new creation.” As a child of God, our identity is not dependent upon what we do, but instead upon what Christ has done to save us through His life, death, and resurrection. Rather than living in the comparison between ourselves and others, let's live in the confidence that we have been made new. In Christ, we are fully loved and accepted.

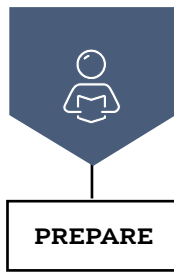
Fight the temptation to compare. Fight the urge to compete with others before God. And trust in the finished work of Christ. For you are not your own; you were bought with a price. And that price is one you can never repay.

### PEOPLE TO KNOW

**Cain:** Adam and Eve's first son. He killed his brother Abel.

**Abel:** Adam and Eve's second son. His name means “breath” or “vapor.”

**Seth:** Adam and Eve's third son. He was an ancestor of Jesus.



## YOUR HEART TO TEACH

### GATHER Supplies

Keep these items on hand for each session: Allergy Alert, Bibles, construction paper, copy paper, washable markers, crayons, scissors (adult use), blunt-tipped scissors, glue sticks, glue, blocks, baby dolls, play dough, world map or globe, snack food, paper cups, and napkins.



#### WELCOME

##### Welcome

- “All Have Sinned (Romans 3:23)” song

##### Activity Page

- “Circle the Siblings” activity page, 1 per child

##### Dress up for a job

- dress-up clothes and accessories representing different professions
- straw hat (optional)
- toy shovel (optional)
- toy sheep (optional)
- staff or cane (optional)

##### Transition

- countdown video (optional)



#### LEARN

##### Learn about the Bible

- bookmark
- Giant Timeline or Small Group Timeline

##### Tell the Bible story

- Bible Story Picture Poster
- “Sin Spread to People” video (optional)

##### Practice the key passage

- Key Passage Marker
- Key Passage Poster
- “All Have Sinned (Romans 3:23)” song
- dry erase or chalk board
- dry erase marker or chalk
- eraser

##### Learn the Big Picture

###### Question

- Big Picture Question Poster

###### Missions moment

- “Jim and Elisabeth Elliot Photo” printable



#### LOVE

##### Snack and talk

- hand sanitizer (optional)
- Bible Story Picture Poster
- Big Picture Question Poster

##### Make a gift for God

- stickers
- other craft supplies as desired
- gift box
- gift ribbon



#### LIVE

##### Work the ground

- disposable tablecloths
- smocks
- large plastic tub
- dry potting soil
- dried beans
- toy rakes and shovels

##### Discover ways to keep time

- assortment of items used to mark time (wall clocks, alarm clocks, digital clocks, analog clocks, sun dials, stop watches, nonbreakable hourglass, wall calendars, desk calendars, flip calendars, advent calendars, liturgical calendars, and planners)

##### Build huts

- “Jim and Elisabeth Elliot Photo” printable
- craft sticks
- other building materials (optional)



## WELCOME Preschoolers

Post an allergy alert, if needed. Set out supplies to engage preschoolers as they arrive. Play music as you welcome preschoolers. Greet children by name at eye-level. Follow your church's security procedures.

### 1 ACTIVITY PAGE

Lead preschoolers to complete "Circle the Siblings" on the activity page.

**SAY** "You circled the siblings in each row. Last week, we learned how sin entered the world through Adam and Eve. Today's Bible story is about how sin spread to Adam and Eve's children. We will hear how sin hurt Adam and Eve's sons, Cain and Abel."

### 2 SESSION STARTER

Use one or both of the following options to engage curiosity about today's Bible story.

#### WHEN I GROW UP



Sing the lyrics below to the tune of "The Muffin Man." Stop the song to ask a child what he likes to do with his family. Continue to sing, adding in the new lyrics. Repeat with each child.

"Tell us what you like to do, like to do, like to do  
Tell us what you like to do with your family.  
[Child's name] likes to [activity], [activity], [activity]  
[Child's name] likes to [activity] with [his or her] family."

**SAY** "Families are a good gift from God! In today's Bible story, we will hear more about Adam and Eve's family. Remember that after Adam and Eve sinned, God promised that someone would come from Eve's family to get rid of the serpent. Let's try to find out who that is. Can you guess?"

#### DRESS UP FOR A JOB

Set out an assortment of dress-up clothes and accessories representing different professions. If possible, include a straw hat and toy shovel for a farmer and a toy sheep and staff or cane for a shepherd. Invite preschoolers to take turns dressing for different jobs.

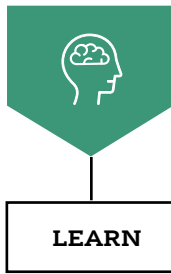
**SAY** "Today's Bible story is about Adam and Eve's sons, Cain and Abel. Abel became a shepherd and took care of sheep, and Cain worked the ground, like a farmer."

### 3 TRANSITION TO LEARN

Gain preschoolers attention by showing the countdown video, turning the lights off and on, or clapping a simple rhythm for children to copy. Invite preschoolers to pretend to herd sheep like a shepherd or work the ground like a farmer as they transition to Learn.

Transition from **WELCOME** to **LEARN**





## THE STORY OF THE GOSPEL

# LEARN the Bible Story

### 1 INTRODUCE THE BIBLE STORY

Invite a few preschoolers to tell one thing they love about their family.

**SAY** “God created families. Every family is different. God created some families with sisters and brothers. Other families He created with just sisters or just brothers. There are also families with just one child or no children at all. Today’s Bible story is about the first family—Adam and Eve’s family. Their family had two brothers and more children later.”

### 2 LEARN ABOUT THE BIBLE

Place a bookmark at Genesis 4 in your Bible. Invite a preschooler to open it. Reverently display the open Bible.

**SAY** “The Bible is the most important book you will ever read. God talks to us through the Bible. His words are true. The Bible is made up of true stories. Our Bible story for today is found in the first book of the Bible, Genesis.”

Point to the Bible story picture on the giant timeline or small group timeline. Remind children that all the stories in the Bible fit together to tell an even bigger story. The Bible tells us the big story of how God rescues sinners through His Son, Jesus.

### 3 TELL THE BIBLE STORY

Tell the following Bible story using the provided storytelling tips or show the video. Use the bold version of the Bible story for younger preschoolers.

#### SIN SPREAD TO PEOPLE

“**Adam and Eve had two sons, Cain and Abel.** Cain and Abel grew up. Abel became a shepherd and took care of sheep, and Cain worked the ground, like a farmer.

**One day, Cain gave God an offering of some of the food he grew. Abel gave God some of his sheep. God was pleased with Abel’s offering, but He was not pleased with Cain’s.**

**Cain was angry! “Why are you so upset?” God asked. “If you do what is right, I will be pleased with your offering.” God told Cain to be careful. “Sin wants to control you,” God said. “But you must control it.”**

**Then Cain invited Abel to go out into the field. While they were in the field, Cain killed Abel.**

God asked Cain, “Where is your brother Abel?”

“I don’t know,” said Cain. “Is it my job to look after him?”

But **God knew what had happened. He said to Cain, “What have you done?”**



## THE STORY OF THE GOSPEL

Then **God** punished Cain. He **said Cain would** spend the rest of his life wandering the earth. He would **not have a home. If Cain tried to work the ground, nothing would grow.**

“This punishment is too much!” Cain said. “If I have to wander the earth, whoever finds me will kill me!” So God put a mark on Cain to protect him so that whoever found him would not kill him. **Cain left and lived in the land of Nod. He had a family, but they did not follow God.**

**God gave Adam and Eve another son, Seth. Adam and Eve’s family grew. Seth grew up and had a family too. Around this time, Adam’s descendants in Seth’s family began to call to God. ”**

### STORYTELLING TIPS

**Use farmer and shepherd props:** Hold up a staff or walking stick while speaking about Abel, the shepherd. Put down the staff and put on a straw hat while speaking about Cain, the farmer.

**Recognize happy and sad:** Give each preschooler a paper plate. Guide children to draw a happy face on one side and a sad face on the other. As you tell the story, ask preschoolers to hold up the appropriate side of their plate to show if what is described is happy or sad.

### 4 CHRIST CONNECTION

**SAY** “ Adam and Eve’s sin spread to their family. But God did not forget His promise to send a Rescuer. At just the right time, God would send His Son to save sinners. ”

### 5 REVIEW THE BIBLE STORY

**SAY** “ It did not take long for Adam and Eve’s sin to spread to their family with terrible consequences. They must have been so sad! God punished Cain for his sin, and then gave Adam and Eve another son named Seth. God planned to send His own Son to rescue people from sin. Jesus came to earth through Seth’s family. ”

### 6 PRACTICE THE KEY PASSAGE

Place the key passage marker at Romans 3:23. Invite a child to open your Bible to the key passage. Read the key passage aloud. Write the key passage on a dry erase or chalk board. Lead preschoolers to repeat the key passage after you. Point to each word as you say it. Repeat the key passage several times, erasing one word each time. Continue until all the words of the key passage are erased.

**SAY** “ Our key passage reminds us that all people sin against God, including us. Falling short of God’s glory means that we do not treat God as He deserves. If we treated God as He deserves, we would obey all that He says to do. None of us obey all that God says because we are sinners. God sent Jesus to save us from our sin. ”

Sing the key passage song, “Romans 3:23.” You may also choose to sing a worship song of your choice.



## THE STORY OF THE GOSPEL

### 7 LEARN THE BIG PICTURE QUESTION AND ANSWER

**SAY** “Our big question asks, **What does it mean to sin? To sin is to go against God and His commands.** God is a good and loving God. He wants what’s best for us. He created us. He knows how life works best. When we sin, we act as if we know better than God, but we don’t know better than God. Life is better when we obey God.”

### 8 MISSIONS MOMENT

Show the “Jim and Elisabeth Elliot Photo” and remind preschoolers that you are learning about missionaries Jim and Elisabeth Elliot.

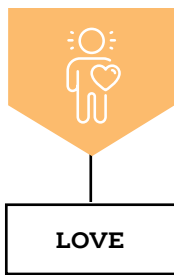
**SAY** “Sin spread to all people, but God loves people and sent Jesus to rescue people from sin. God uses missionaries to tell people the good news about Jesus. Jim Elliot and his friends wanted to be friends with the people who lived in the Amazon jungle. They learned new words and chose to live close to the people so they could tell them about Jesus. One day, God might want you to go someplace new, make friends, and tell people about Jesus. But you do not have to wait. You can tell people you know now about Jesus. Who are some people you can tell about Jesus? What would you say to your friends about Jesus?”

Allow several preschoolers to respond with what they would say about Jesus.

Transition from **LEARN** to **LOVE**







## THE GOD OF THE GOSPEL

### **LOVE** God because of what we learned

#### 1 PRAY

Invite preschoolers to close their eyes and think about God as they talk with Him.

**SAY** “ God, thank You for sending Your Son, Jesus, to rescue us from our sins. We praise you for loving us even when we do not follow Your commands. We are thankful for how you still protect and love us when we decide to go our own way. Help us to follow your Word and obey You. Amen. ”

#### 2 SNACK AND TALK



Post an allergy alert. Wash hands or use hand sanitizer. Serve a snack. Show the Bible story picture as you ask the following questions. Retell parts of the Bible story as needed.

**SAY** “ What was your favorite part of today’s Bible story? ”

**SAY** “ What did you learn about God in today’s Bible story? ”

**SAY** “ How do we know Cain did not control his sin like God warned him to do? ”

**SAY** “ **What does it mean to sin? To sin is to go against God and His commands.** ”

#### 3 MAKE A GIFT FOR GOD

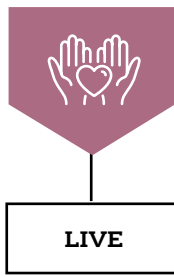
Set out construction paper, markers or crayons, stickers, and any other craft supplies you wish. Invite preschoolers to use the materials to make something they would like to give to God. As preschoolers work, review the Bible story. Talk about how God cares more about what is going on in our hearts when we give Him a gift than what the gift itself is. Set up a gift box for preschoolers to place their completed art work in. When all gifts are in the box, tie a ribbon around it.

**SAY** “ God is pleased when we give out of our love for Him. Cain and Abel brought offerings to God. The Bible does not say that God was pleased with Abel’s offering because he gave sheep, and the Bible does not say that God was not pleased with Cain’s offering because he gave food. God knew what was happening in Abel and Cain’s hearts when they gave their offerings. We are sinners, so we do not always give with a right heart. Jesus always gives out of His perfect love. Jesus gave His own life to save us from sin. When we trust in Jesus, God always accepts us and what we give Him. ”

Transition from **LOVE** to **LIVE**







## THE MISSION OF THE GOSPEL

### **LIVE** for God out of love

- 1 Choose the activities that best fit your group, space, available resources, and time constraints. Set up activities in one of these ways: as a group, all at the same time; in small groups that rotate through each activity; or set up as centers, allowing preschoolers to browse and choose.

#### **DECIDE WHO AM I?**



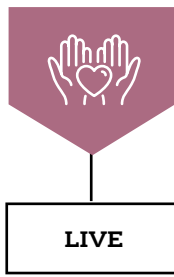
Form two lines with preschoolers facing each other. Choose one line to represent Cain and the other line to represent Abel. Tell preschoolers you will say words or phrases from the Bible story. If the word or phrase is about Cain, children in the line representing Cain should take one step back. If the word or phrase is about Abel, children in the line representing Abel should take one step back. If the word or phrase is about both Cain and Abel, all the children should take one step back. Use the following words or choose your own: farmer (Cain), shepherd (Abel), sheep (Abel), ground (Cain), gave an offering (Cain and Abel), pleased God (Abel), did not please God (Cain), sinner (Cain and Abel), controlled by sin (Cain), wandered the earth (Cain).

**SAY** “ After Adam and Eve’s sin, every person born is a sinner except for Jesus. Sin spread to Adam and Eve’s sons, Cain and Abel. Cain and Abel were both sinners. Cain let his sin control him, and his sin separated him from God and people. In our game, you moved farther and farther away from each other. Sin separates us from God and people too, but God sent Jesus to be our Rescuer. God sent Jesus to save sinners.

#### **WORK THE GROUND**

Cover a table and the floor below it with disposable tablecloths. Set a large plastic tub filled with a few inches of dry potting soil on the table. Hide dried beans in the potting soil. Set small toy rakes and shovels in the bin. Help preschoolers roll up their sleeves and put on a smock to cover their clothing. Guide children to dig for the dried beans in the soil. Encourage them to hide the beans again for others to find.

**SAY** “ God made seeds so that when we plant them in the ground, they grow into plants. God punished Cain when he sinned. God said if Cain tried to work the ground, nothing would grow. He had to wander the earth and did not have a home. God is right to punish sin. Sin dishonors God and hurts people. Jesus never sinned, but He was punished for our sin so we can be saved and have a home with God forever. ”



## THE MISSION OF THE GOSPEL

### DISCOVER WAYS TO KEEP TIME

Set out an assortment of different items people use to mark time, such as wall clocks, alarm clocks, digital clocks, analog clocks, sun dials, stop watches, nonbreakable hourglasses, wall calendars, desk calendars, flip calendars, advent calendars, liturgical calendars, and planners. Invite preschoolers to examine the different items. Show preschoolers how to read and set the time on a clock. Show them significant dates on a calendar.

**SAY** “ After Adam and Eve sinned, God promised that someone would come from Eve’s family to get rid of the serpent. Adam and Eve probably hoped the Rescuer would be one of their children. Was Abel the Rescuer? No, Abel died. Was Cain the Rescuer? No, he was punished and sent away. God’s people waited a very long time before the Rescuer came. God is never early, and He is never late. At just the right time, God sent Jesus to earth through another of Adam and Eve’s sons, Seth’s family. Jesus came to save sinners, and at just the right time, Jesus will come back to earth and bring all God’s people home to Him. ”

### BUILD HUTS



Set out blocks, craft sticks, and other building materials. Show the “Jim and Elisabeth Elliot Photo” from the missions moment. Explain that when missionary Jim Elliot and his friends went into the Amazon jungle, they made a hut from sticks and grass. Encourage preschoolers to make a hut or house using the provided materials.

**SAY** “ Jim Elliot and the other missionaries wanted to be friends with the people who lived in the Amazon jungle. They learned new words and chose to live close to the people so they could tell them about Jesus. They wanted the Waorani people to know that God sent His Son to save sinners. ”

### 2 TRANSITION

Invite preschoolers to complete the coloring page. Consider leading preschoolers to sing the key passage song or involving them in a simple game to practice the key passage or big picture question. If parents are picking up children at this time, tell them something that their child enjoyed doing or did well during the session. Give parents the completed activity page. Distribute the big picture cards for families. Encourage parents to engage with the family discussion starters and family activities during the week.