

UNIT 2 | SESSION 3

GOD SPARED NOAH

GENESIS 6-10

CHRIST CONNECTION:

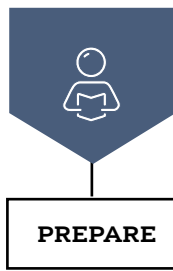
God rescued Noah and his family from the flood. Later, there was an even greater rescue! Jesus came to save people from sin. When we trust in Jesus, He saves us from the punishment for our sin.

BIG PICTURE QUESTION:

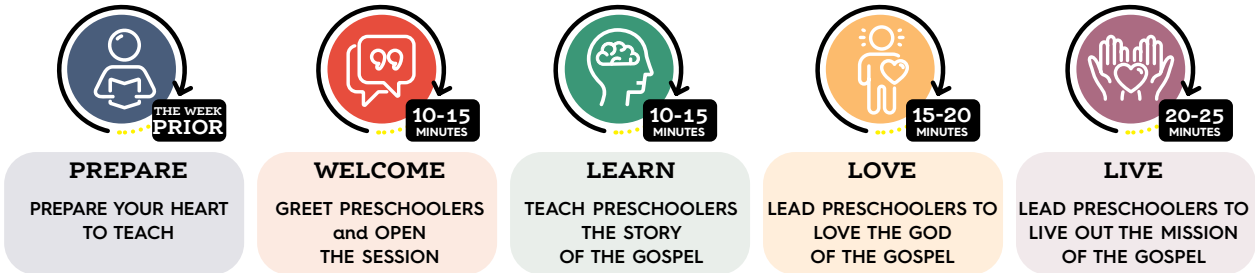
What does it mean to sin? To sin is to go against God and His commands.

KEY PASSAGE:

Romans 3:23



YOUR HEART TO TEACH



LEADER Bible Study

The Bible is full of promises. As early as the first few chapters of Genesis, we begin to see God make, and even fulfill, His promises: promises for punishment and for blessing, for death and for life, for separation and for salvation. In Noah's journey to build an ark, survive the flood, and begin to repopulate the earth, we find multiple reminders that the Lord is faithful to fulfill His promises.

When God destroyed the entire population of the earth, except for Noah and his family, we are reminded that God keeps His promise to preserve a remnant of His people always. When Noah sent a dove to find dry land and it returned with an olive leaf, we are reminded of God's promise to show His people the way at just the right time. And when God painted His bow in the sky, we are reminded of God's promise that He will always keep His Word.

In a world filled with fake news and false prophets, we are often skeptical of the stories and promises that we hear and read about. When it comes to the promises and claims of the world, we should be discerning. But when it comes to the promises of God, we should be trusting.

As you survey Genesis 6–10, may it stir a great reminder in your heart and mind that God is always faithful and true. God is no liar,

and He will not turn back from His word. May these chapters of Genesis also give you hope that though everything around you may fail, God's Word never will.

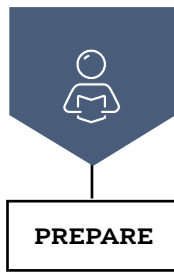
God is a God of great and magnificent promises. And every single one of them we can trust completely. When in doubt of this truth, look to the cross of Christ and His empty grave.

As Paul wrote in 2 Corinthians 1:20, "every one of God's promises is 'Yes' in [Jesus]."

God will fulfill His promises. This week, pray that God would stir in you many reminders of how He keeps His word.

TERMS TO KNOW

Favor: Undeserved blessing given by a powerful being to one who is less powerful. Noah did not earn his salvation, but his life did demonstrate that he possessed saving faith (Heb. 11:7).



YOUR HEART TO TEACH

GATHER Supplies

Keep these items on hand for each session: Allergy Alert, Bibles, construction paper, copy paper, washable markers, crayons, scissors (adult use), blunt-tipped scissors, glue sticks, glue, blocks, baby dolls, play dough, world map or globe, snack food, paper cups, and napkins.



WELCOME

Welcome

- “All Have Sinned (Romans 3:23)” song

Activity Page

- “Connect the Dots” activity page, 1 per child

Make cereal rainbows

- Allergy Alert
- waxed paper
- paper plates
- O-shaped fruit flavored cereal
- disposable bowls

Transition

- countdown video (optional)



LEARN

Learn about the Bible

- bookmark
- Giant Timeline or Small Group Timeline

Tell the Bible story

- Bible Story Picture Poster
- “God Spared Noah” video (optional)

Practice the key passage

- Key Passage Marker
- Key Passage Poster
- “All Have Sinned (Romans 3:23)” song

Learn the Big Picture

Question

- Big Picture Question Poster

Missions moment

- “Woorani People Photo” printable



LOVE

Snack and talk

- hand sanitizer (optional)
- Bible Story Picture Poster
- Big Picture Question Poster

Make a thankful rainbow

- different colored sticky notes



LIVE

Play out the story in water

- towels
- large plastic tub
- water
- plastic boat
- cups, colanders, or small watering cans

Enjoy an ark snack

- bananas, 1 per child
- foam plates
- sunflower seed butter
- knife (adult use)
- animal crackers

Pretend to share a meal

- “Woorani People Photo” printable
- homeliving items (play kitchen, play table, toy dishes, cups, and utensils, plastic food, clean empty food containers, or tablecloths)



WELCOME Preschoolers

Post an allergy alert, if needed. Set out supplies to engage preschoolers as they arrive. Play music as you welcome preschoolers. Greet children by name at eye-level. Follow your church's security procedures.

1 ACTIVITY PAGE

Lead preschoolers to complete "Connect the Dots" on the activity page.

SAY “ What animal did you discover when you connected the dots? [Allow responses.] A dove! This dove has an olive branch in its mouth. Listen to the Bible story to hear why seeing an olive branch in a dove's mouth meant happy news for one family. ”

2 SESSION STARTER

Use one or both of the following options to engage curiosity about today's Bible story.

PRETEND TO BE ANIMALS



Invite preschoolers to take turns naming animals and leading the group to pretend to be the animals they named.

SAY “ Was it fun to pretend to be animals? In today's Bible story, God told a man named Noah to get on a boat with every kind of animal. Can you imagine how loud it must have been on that boat? Listen to the story to hear why God wanted them on the boat. ”

MAKE CEREAL RAINBOWS

Post an allergy alert. Wash hands or use hand sanitizer. Set a sheet of waxed paper in front of each preschooler for a sanitary surface. Give each child a paper plate cut in half and a bowl of O-shaped fruit-flavored cereal. Invite preschoolers to begin making a cereal rainbow by placing a row of the same color O's along the outer edge of their plate. Encourage them to follow the inside of their first row to add additional rows with different colors of cereal. You may choose to have preschoolers glue their cereal in place or simply eat their artwork.

SAY “ What beautiful and yummy rainbows you made! Did you know rainbows have a very special meaning to God and His people? In today's Bible story, we will hear how God put a rainbow in the clouds to be a reminder of a promise He made. Listen to the story to discover the promise. ”

3 TRANSITION TO LEARN

Gain preschoolers attention by showing the countdown video, turning the lights off and on, or clapping a simple rhythm for children to copy. Invite preschoolers to move as their favorite animal as they transition to Learn.

Transition from **WELCOME** to **LEARN**





THE STORY OF THE GOSPEL

LEARN the Bible Story

1 INTRODUCE THE BIBLE STORY

Ask preschoolers if they have ever been on a boat before. Invite a few volunteers to tell their experiences.

SAY “ In today’s Bible story, God told a man named Noah to build an ark—a really big boat. Listen to the story to find out why God wanted Noah to build the ark. ”

2 LEARN ABOUT THE BIBLE

Place a bookmark at Genesis 6 in your Bible. Invite a preschooler to open it. Reverently display the open Bible.

SAY “ The Bible is a book full of true stories. The Bible is God’s Word. God speaks to us through the Bible. Today’s Bible story comes from the Book of Genesis. Genesis is the first book of the Bible. ”

Point to the Bible story picture on the giant timeline or small group timeline. Remind children that all the stories in the Bible fit together to tell an even bigger story. The Bible tells us the big story of how God rescues sinners through His Son, Jesus.

3 TELL THE BIBLE STORY

Tell the following Bible story using the provided storytelling tips or show the video. Use the bold version of the Bible story for younger preschoolers.

GOD SPARED NOAH

“ Adam and Eve had children and grandchildren. Soon there were many people in the world. All of them sinned like Adam and Eve. They chose not to do what God said. God saw that the people did mean things and thought bad thoughts. God was very sad. He decided to send a big flood to take away all the people from the world.

But God showed favor to a man named Noah. Noah followed God. God told Noah about His plan, and He told him to build an ark—a really big boat—where Noah’s family and all kinds of birds and animals would be safe from the flood.

Noah obeyed God. He built the ark just like God told him to. When the ark was finished, Noah went inside with his family and every kind of animal, and God shut the door.

Rain began to fall. Water covered all the earth, even the highest mountains. The ark floated on the water, and everyone inside the ark was safe.

Finally, after 40 days and 40 nights, the rain stopped. The water went down, and the ark rested on a mountaintop. God told Noah to bring his family and all the animals out of the ark. Noah walked out and gave an offering to thank God. God had saved Noah, his family, and the animals from the flood.



THE STORY OF THE GOSPEL

God told Noah's family to spread out over the earth, have children, and take care of the world. God promised that He would never again send a flood to cover the whole earth. God put a rainbow in the clouds to be a reminder of His promise. ”

4 CHRIST CONNECTION

SAY “ God rescued Noah and his family from the flood. Later, there was an even greater rescue! Jesus came to save people from sin. When we trust in Jesus, He saves us from the punishment for our sin. ”

5 REVIEW THE BIBLE STORY

SAY “ Sin spread quickly from Adam and Eve's family. Soon the world was filled with sinful people doing sinful things. God was sad about what sin had done to the beautiful world He created and the people in it. He decided to send a big flood, but God chose to rescue Noah and his family. Later, God sent Jesus to rescue us from the punishment for sin. We have life forever with God when we trust in Jesus. ”

6 PRACTICE THE KEY PASSAGE

Place the key passage marker at Romans 3:23. Invite a child to open your Bible to the key passage. Read the key passage aloud. Invite preschoolers to name animals that would have been on the ark. Lead the group to say the key passage in different “animal voices.”

SAY “ God hates sin because sin does not honor Him, and it hurts the people He made. All people are sinners. All of us do not honor God as He deserves. Even though we sin, God never stops loving us. Like He rescued Noah, He sent His own Son to rescue people from sin. ”

Sing the key passage song, “Romans 3:23.” You may also choose to sing a worship song of your choice.

7 LEARN THE BIG PICTURE QUESTION AND ANSWER

SAY “ Our big picture question asks, **What does it mean to sin? To sin is to go against God and His commands.** All the people who came from Adam and Eve's family sinned like Adam and Eve did. They chose not to do what God said. They did mean things and thought bad thoughts. God loves people. His rules are for our good. When we disobey God's commands, we hurt ourselves as well as others. Sin messed up the good world God made. God sent Jesus to fix what sin broke. ”

STORYTELLING TIPS

Use sound effects: Play hammering, animal, and rainstorm sound effects from a CD or an electronic device at the appropriate moments in the Bible story.

Sit in the ark: Use painter's tape to create a boat-shaped outline on the floor. Invite preschoolers to sit in the ark as you tell the story. Consider allowing preschoolers to hold toy animals as they listen to the story.



LEARN

THE STORY OF THE GOSPEL

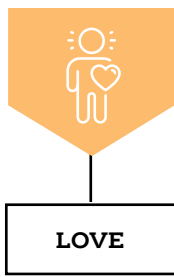
8 MISSIONS MOMENT

Display the “Waorani People Photo”.

SAY “ Missionaries tell others how sin hurts people and how God sent Jesus to rescue people from it. Elisabeth Elliot chose to stay in the Amazon after her husband died. She went back to live in the jungle and tell the people who lived there about Jesus. She saw many people choose to follow Jesus. Many other people heard her story and believed God wanted them to be missionaries too. More and more people heard the good news about Jesus because God helped Elisabeth do hard things. ”

Transition from **LEARN** to **LOVE**





THE GOD OF THE GOSPEL

LOVE God because of what we learned

1 PRAY

Invite preschoolers to close their eyes and think about God as they talk with Him.

SAY “ God, we praise You for sending Your Son, Jesus, to save us from our sin. We are thankful that You love us even when we sin against You. God, help us obey Your commands and make right choices. We are thankful that we can trust in Jesus to save us from the punishment for our sin. Amen. ”

2 SNACK AND TALK



Post an allergy alert. Wash hands or use hand sanitizer. Serve a snack. Show the Bible story picture as you ask the following questions. Retell parts of the Bible story as needed.

SAY “ What was your favorite part of today’s Bible story? ”

SAY “ What did you learn about God in today’s Bible story? ”

SAY “ What do you think it would be like to live on a big boat with all of your family and every kind of animal? Would it be fun? Would it be hard? ”

SAY “ What does it mean to sin? To sin is to go against God and His commands. ”

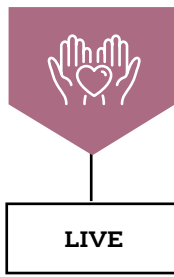
3 MAKE A THANKFUL RAINBOW

Gather sticky notes in a variety of colors. Remind preschoolers that when Noah brought his family and the animals out of the ark, he gave an offering to thank God. Ask preschoolers to name things they can thank God for. Write each preschooler’s answer on a separate sticky note. Allow preschoolers to come up one at a time and place their sticky notes on a focal wall. Arrange the notes to form a rainbow. Read each note as it is placed and lead the group to say, “Thank You, God!” Encourage preschoolers to name more things they can thank God for to make the rainbow even bigger.

SAY “ Noah was right to give a thank offering to God. God had rescued him, his family, and the animals from the flood. Feeling thankful is the right response for all the good things God has done for us. We can thank God for rescuing us like Noah did. God rescued Noah from the flood, but God rescues us from sin. Jesus came to save people from sin. When we trust in Jesus, He saves us from the punishment for our sin. Thank You, God, for Jesus! ”

Transition from **LOVE** to **LIVE**





THE MISSION OF THE GOSPEL

LIVE for God out of love

- 1 Choose the activities that best fit your group, space, available resources, and time constraints. Set up activities in one of these ways: as a group, all at the same time; in small groups that rotate through each activity; or set up as centers, allowing preschoolers to browse and choose.

BUILD AN ARK



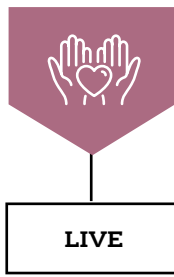
Set out blocks and invite preschoolers to build an ark. Display the Bible story picture poster for inspiration. Open a Bible to Genesis 6:14-16. Read to children how God told Noah to build the ark.

SAY “ You built an ark like Noah did. An ark is a really big boat. God told Noah to build the ark so that Noah, his family, and all the animals would be kept safe from the flood. God rescued them! Later, there was an even greater rescue. Jesus came to save people from sin. Everyone who trusts in Jesus is saved from the punishment for their sin. ”

PLAY OUT THE STORY IN WATER

Lay towels on a table and the floor below it. Place a large plastic tub filled with a couple inches of water on the table. Set plastic boats on the water. Invite preschoolers to use cups, colanders, or small watering cans to make rain.

SAY “ Noah, his family, and the animals were safe on the ark when the flood came. God saved them! God told Noah’s family to spread out over the earth, have children, and take care of the world. God had sent the flood to punish the world for sin, but God promised that He would never again send a flood to cover the whole earth. God put a rainbow in the clouds to be a reminder of His promise. Later, God sent Jesus to earth. Jesus was punished for our sin, so that when we trust in Him, we can have life with God forever. ”



THE MISSION OF THE GOSPEL

ENJOY AN ARK SNACK

Post an allergy alert. Wash or sanitize hands. Give each preschooler a banana and a foam plate. Lead children to peel their bananas and sit them on their plates. Spread sunflower seed butter on the top of each preschooler's peeled banana. Give each preschooler several animal crackers to arrange on his "ark." Allow preschoolers to enjoy their snack or save it for later.

SAY “ God rescued Noah, his family, and the animals from the flood. Later, there was an even greater rescue! Jesus came to save people from sin. When we trust in Jesus, He saves us from the punishment for our sin. ”

PRETEND TO SHARE A MEAL



Guide preschoolers to pretend to prepare a meal for new friends. Help children think about what food they would like to serve and what they need to do to prepare. Provide homeliving items for preschoolers to use as they pretend, such as a play kitchen, a play table, toy dishes, cups, and utensils, plastic food, clean empty food containers, or tablecloths. As children play, talk about how sharing meals with others is a good way to show Jesus' love. Display the "Waorani People Photo" from the missions moment.

SAY “ We are learning about missionaries Jim and Elisabeth Elliot. The Elliots and their other missionary friends showed Jesus' love to the Waorani people in the Amazon jungle. They shared food and other gifts with the people. Once they became friends, they told the Waorani people how God sent Jesus to save people from sin. ”

2 TRANSITION

Invite preschoolers to complete the coloring page. Consider leading preschoolers to sing the key passage song or involving them in a simple game to practice the key passage or big picture question. If parents are picking up children at this time, tell them something that their child enjoyed doing or did well during the session. Give parents the completed activity page. Distribute the big picture cards for families. Encourage parents to engage with the family discussion starters and family activities during the week.